

ارشادات لهل بروكول

Guidelines for Thesis preparation

All tables and figures must be titled and numbered with Arabic numbers

- A figures may be a chart, drawing, graph ,map, or photograph .The title of the graph must be placed under the graph . The description (comment) of the table or figure should be placed before the table or figure . See the attached sample for table and figure .



Guidelines for Thesis preparation

Tables

Example:

Double space

Table 1

Word list: Summary of performance

Grade	Sight	Analysis	Total	Level
1	19	0	19	Independent
2	16	1	17	Instructional
3	12	2	14	Instructional

- Use only horizontal lines when needed for clarity
- Do not use vertical lines
- Title of table in *italics*
- Number tables consecutively
- May include a "note" under table if information is needed to understand table.

(APA 2010, p. 129)

Note: Sight indicates the number of words read correctly on the first try. Analysis indicates the number of missed words that were corrected when reread a second time. Total indicates the total number of words read correctly.



Handwritten signature or initials.

Guidelines for Thesis preparation

Figures

Example:

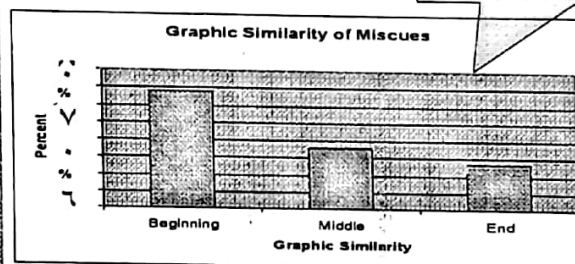
Double space

- Title of figure in italics

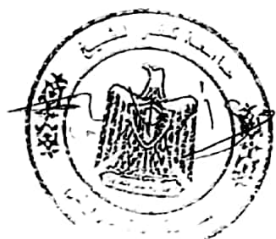
- Number figures consecutively

- Include a note at the bottom if information is needed for clarity

(Appendix 1, 2, 3, 4)



Note. This figure shows the graphic similarity in the beginning, middle, and end of substitution miscues



Guidelines for Thesis preparation

o. In-text Citations

Standard in text citation :

- Author-date method of citation

(author's last name, date of publication).



Guidelines for Thesis preparation

Type of citation	Basic APA, 6th ed., Citation Styles			
	Appearance: Beginning sentence; First citation in text	Appearance: Beginning sentence; subsequent citations in text	Appearance: End of sentence; first mention in text	Appearance: End of sentence; subsequent citations in text
One work by one author	Walker (Y...Y)	Walker (Y...Y)	(Walker, Y...Y)	(Walker, Y...Y)
One work by two authors	Walker and Allen (Y...Z)	Walker and Allen (Y...Z)	(Walker & Allen, Y...Z)	(Walker & Allen, Y...Z)
One work by three authors	Gilsenan, Ramirez, and Smith (1999)	Gilsenan et al. (1999)	(Gilsenan, Ramirez, & Smith, 1999)	(Gilsenan et al., 1999)
One work by four authors	Gilsenan, Ramirez, Soo, and Smith (Y...A)	Gilsenan et al. (Y...A)	(Gilsenan, Ramirez, Soo, & Smith, Y...A)	(Gilsenan et al., Y...A)
One work by five authors	Gilsenan, Ramirez, Hicks, Soo, and Smith (Y...T)	Gilsenan et al. (Y...T)	(Gilsenan, Ramirez, Hicks, Soo, & Smith, Y...T)	(Gilsenan et al., Y...T)
One work by six or more authors	Smith et al. (Y...O)	Smith et al. (Y...O)	(Smith et al., Y...O)	(Smith et al., Y...O)
Groups (readily identified through abbreviation) as authors	National Institute of Mental Health (NIMH)	NIMH (Y...T)	(National Institute of Mental Health [NIMH], Y...T)	(NIMH, Y...T)



Guidelines for Thesis preparation

Groups (no abbreviation) as authors	University of Pittsburgh (University of Pittsburgh)	University of Pittsburgh (University of Pittsburgh et al., 2010)	University of Pittsburgh, 2010	(University of Pittsburgh, 2010)
--	--	--	-----------------------------------	-------------------------------------



Guidelines for Thesis preparation


٦.

Reference list

- The reference list must be double-spaced, and entries should have a hanging indent (see the *Publication Manual of the American Psychological Association* (٦th ed.), the APA Style web site found at <http://www.apastyle.org>.)
- Entries must be listed in alphabetical order
- The word "References" should be centered at the top of the page (APA, ٢٠١٠, p. ١٧٨)

References

American Psychological Association. (٢٠١٠). *Publication manual of the American Psychological Association* (٦th ed.). Washington, DC: Author.



Guidelines for Thesis preparation

APA Style Checklist – 7th Edition

Use this checklist to determine whether each report is written and typed in APA style. The checklist is comprehensive of the reports you will write in this course, but is not inclusive of all APA style requirements. Also, inclusion of tables and figures will depend on the content of each paper and your results. You should ask your instructor which will be required.

General Typing and Organization

Report \ Report √ Project Report

Have you used 1.0" inch margins on the left and 1 in right sides, from the bottom, and from the top to the first line of TEXT? _____

Are the parts of the report in the correct order? _____

Have you double-spaced between lines throughout the report? _____

Is EACH page headed by the running head and a



Guidelines for Thesis preparation

- page number? _____
- Are the pages numbered consecutively? _____
- Is the main body of the report (intro, method, results, discussion) typed on continuous pages? _____
- Have you used 1 to 4 space paragraph indents throughout the report? _____
- Have you typed all the titles and headings in upper and lower-case letters (except the text of the running head)? _____
- Did you remember to italicize ALL statistical copy? _____
- Have you CAREFULLY read over your paper and corrected typos and spelling errors? _____
- Title Page**
- Is your title no longer than 12 words? _____
- Are the title, your name and affiliation:
- a) centered on the page? _____
- b) centered on each line? _____



Guidelines for Thesis preparation

c) did you include your middle initial? _____

Is the running head:

a) no longer than 80 characters? _____

b) flush left at the top of the page? _____

c) itself typed entirely in capital letters? _____

Abstract

Is the abstract head by the CENTERED word

"Abstract" in non-bold typeface? _____

Is the abstract no longer than 120-150 words? _____

Have you remembered NOT to indent the first

line of the abstract? _____

Have you remembered NOT to include any statistics? _____

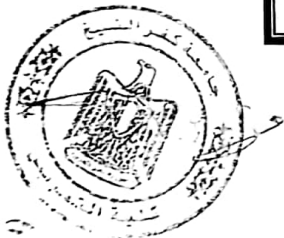
Introduction

Is the introduction headed by the word "Introduction"? _____

Are reference citations complete and accurate? _____

a) have you included all authors' names in the first citation? _____

b) have you used "and" to connect authors' _____



Guidelines for Thesis preparation

names when the citation appears in the text? _____

c) Have you used an ampersand (&) to connect authors' names in parenthetical citations? _____

d) Within a paragraph, when the name of the author is part of the text or narrative, did you only use the year of publication for the first citation.

e) In parenthetical citations where the citation(s) appear within parentheses, did you always include the year? _____

Have you consistently used the past tense or present perfect tense for the literature review, and the purpose and hypotheses of your study? _____

Is the description of your study's purpose and hypotheses at the end of the introduction, AFTER the literature review? _____

Method

Have you begun typing the method immediately after the end of the introduction? _____



Guidelines for Thesis preparation

Is the method headed by the CENTERED word
"Method" in bold? _____

Have you organized the method into subsections,
using margin headings? (e.g., **Participants**, etc.) _____

Have you organized the **Procedure** subsection, using
paragraph headings when needed? _____

Is the method section ENTIRELY written in the
past tense? _____

Are any necessary abbreviations explained? _____

Have you used WORDS to express numbers that
begin sentences and NUMBERS below 10? _____

(see APA manual for exceptions)

Results

Have you begun typing the results section

Immediately after the end of the method section? _____

Is the results section headed by the CENTERED
word "Results" in bold? _____



Guidelines for Thesis preparation

Have you included a statement about what effect size you are reporting? _____

Have you organized the results section into subsections using margin headings? _____

Have you used past tense throughout the results section? _____

Did you capitalize the independent variable names

Linked by "x's" (e.g., Favor x Sex interaction)? _____

For mathematical and statistical expressions:

a) have you used numerals rather than words? _____

b) did you italicize symbols (n , M , F , p , etc.)? _____

c) did you use appropriate spacing? _____

When a result was not significant, did you remember to report the F statement but not interpret the finding? _____

Did you describe/interpret ALL significant results? _____

Did you remember to interpret any significant interactions and reference the table or figure you made of that interaction? _____



Guidelines for Thesis preparation

Discussion

Have you begun typing the discussion immediately after the end of the results? _____

Is the discussion section headed by the CENTERED word "Discussion" in bold? _____

Are reference citations complete and accurate? _____

Have you used the past tense to redescribe results and refer to earlier findings? _____

Have you used the present tense to discuss the results, theories, speculations, and conclusions? _____

References

Did you begin the reference list on a new page? _____

Is the reference list page headed by the CENTERED word "References" in non-bold typeface? _____

Are the references listed in alphabetical order by the first author's last name? _____

Is the first line of each reference typed flush with _____

21

٢٩



Guidelines for Thesis preparation

the left margin? _____
Are subsequent lines within a reference tab-indented? _____
Did you use the correct reference type for each
citation (e.g., book, journal article, web-based)? _____
For journal articles, have you italicized the journal
name and volume number? _____
used initials only for author's first names? _____
used a single space between initials? _____
used an ampersand (&) to connect
authors' names? _____

Tables

Is each table typed on a separate page? _____
Have you used 1" margins all around? _____
Does each table have its title typed in italics? _____
Is each table numbered consecutively
according to its order in the results section? _____
Is each table identified by the heading "Table" _____



Guidelines for Thesis preparation

and number typed flush with the left margin? _____

Figures

Is each figure drawn on a separate page? _____

Is each figure numbered consecutively according to its description in the results section? _____

Did you place the title of the figure below the figure itself? _____

Did you remember to italicize "Figure 1" in the title of the figure? _____

In content of the figure.

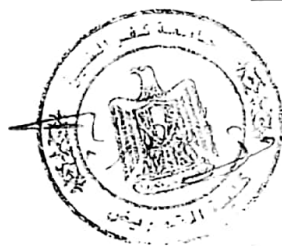
is the IV on the horizontal axis? _____

is the DV on the vertical axis? _____

are units on the vertical and horizontal axis spaced equally? _____

did you use a representative scale for the DV? _____

are the IV and DV labels typed parallel



Guidelines for Thesis preparation

to their respective axes? _____
are the plotted lines labeled, or have you
used the distinctive plot points with a legend? _____



Handwritten signature and date: 07/9/21

Guidelines for Thesis preparation

There are several reference sources to get an answer to your specific question about APA:

- OWL website: <http://owl.english.purdue.edu>
- Purdue Writing Lab @ HEAV ٢٢٦
- composition textbooks
- *Publication Manual of the American Psychological Association*, ٦th ed.
- <http://www.apastyle.org>

